

Robust and  
secure  
personal  
storage for  
the workplace



- Imperial heights to match existing installation
- A wide range of sizes and colours to meet all requirements
- BioCote anti-bacterial protection as standard
- Improved security features for 2007

**DATA SHEET**

**BROWNS**

**IMPERIAL  
LOCKERS**

Secure personal storage

**m**  
**moresecure**  
STORAGE PRODUCTS

# Imperial Lockers



## BioCote Protection

We offer the patent-protected BioCote anti-bacterial finish as standard on all internal and external surfaces. BioCote inhibits the growth of potentially dangerous bacteria and fungi, such as Salmonella, MRSA and E. Coli.

## Locks

● Key operated cam locks are fitted as standard but alternative locking options are available.



Cam lock



3 Point Locking



Padlock Fitting



ASSA Coin/Token Retain Lock



ASSA Coin/Token Return Lock



OJMAR Coin/Token Return Lock



Master Combination Lock

## Revised Dimensions

Imperial lockers are 1778mm (70") high, to match existing installations

Lockers are available in 300mm, 380mm and 450mm widths and depths

## NEW features for 2007


From January 2007, our Imperial Locker range benefits from new security features

### Secure compartment dividers

Before



After



Compartment dividers have now been extended to provide a division between doors, offering protection against doors being prised open.

### Improved locking mechanism

Before



After



The lock cam now locks through the door into a slot in the door frame to provide more rigidity and added security.



1 door



2 door



3 door



5 door



6 door

## Features

### Strong & Secure

The welded door frame comes with a folded edge for strength and security. The door rests against the return channels on both sides of the compartment for protection against leverage.

For additional strength in single, two and three tier lockers, doors are reinforced with a central vertical section welded to the door.

### Secure Hinges

Semi concealed knuckle hinges are welded to the door - for added strength - and riveted to the frame to allow for easy replacement of damaged doors.



### Secure Locking

Key operated cam locks (or 'deadlocks') are the standard lock fitting, supplied with two keys in a range of 2000 differs.

### Escutcheon Plate


Integral lock cover plate and handle. Recess accepts compartment identification number plates in plastic.

### Ventilation

Slots in the top and base of the frame allow air to circulate through the locker. Optional ventilated shelves and doors also available.



### Sloping Tops



Optional fitting, to prevent litter and other items being left on top of lockers.





## COLOUR OPTIONS

Body/Door Colour  Light Grey RAL 7035 (GU)

Door Colours  Green RAL 6001 (PD)  Dark Grey BS 00A11 (HY)

 Red RAL 3020 (RD)  Carmine Burgundy RAL 3002 (RM)

 Blue RAL 5002 (CF)  Yellow RAL 1003 (YD)

Also available in Designer Range Metallic or Textured Colours, please ask for more information.



Your local distributor is: